

NOTES

DECK 10

The Deflector Equipment located in the center of the deck work with the Deflector Equipment and the Space Energy Field Sensors located in the bow of Deck 6 and Deck 7 and with the Main Sensor Dish.

The Main Sensor Dish was not installed on later versions because the Deflector System and Sensors in the bow of the Primary Hull were found to be adequate.
On those later versions, the Deflector Equipment on Deck 10 was replaced with Cargo Holds.

TMoST mentions Photon Torpedoes but not their location. Photon Torpedoes were shown in various episodes of STAR TREK to emanate from the underside of the Primary Hull, approximately the same place as the Phasers. Since TMoST states Phaser Banks are on Deck 11, the logical spot for Photon Torpedoes and their launch system is on Deck 10.

Scouts do not carry Photon Torpedoes, but they do carry Probes. Both employ the same launch system and tracking / control system. Therefore, Probe Launch Control and Probe Storage are located on Deck 10.

TMoST states that miscellaneous activities and cargo spaces are on Deck 10.

DECK 10 DORSAL

Engineering Monitoring Stations are located here.

DECK 11

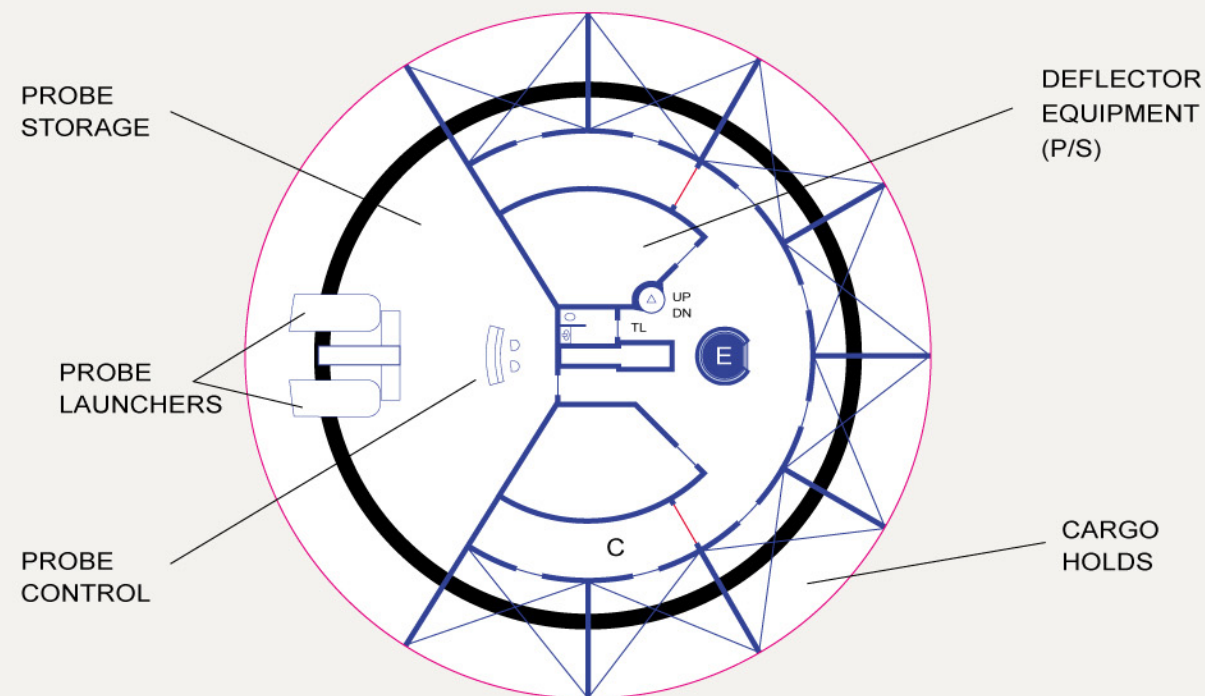
Phasers are located on this deck.

The equipment around the perimeter is for the Tractor Beam. The 3 Tractor Beam Controllers direct the Emitter so that the beam can locate and lock onto the object being towed.

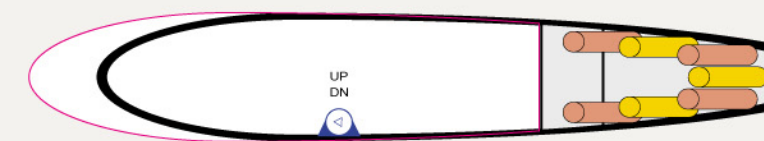
The 3 pale gold-coloured recessed rings on the underside of the Primary Hull absorb and re-direct any back-scatter created by the Tractor Beam.

DECK 11 DORSAL

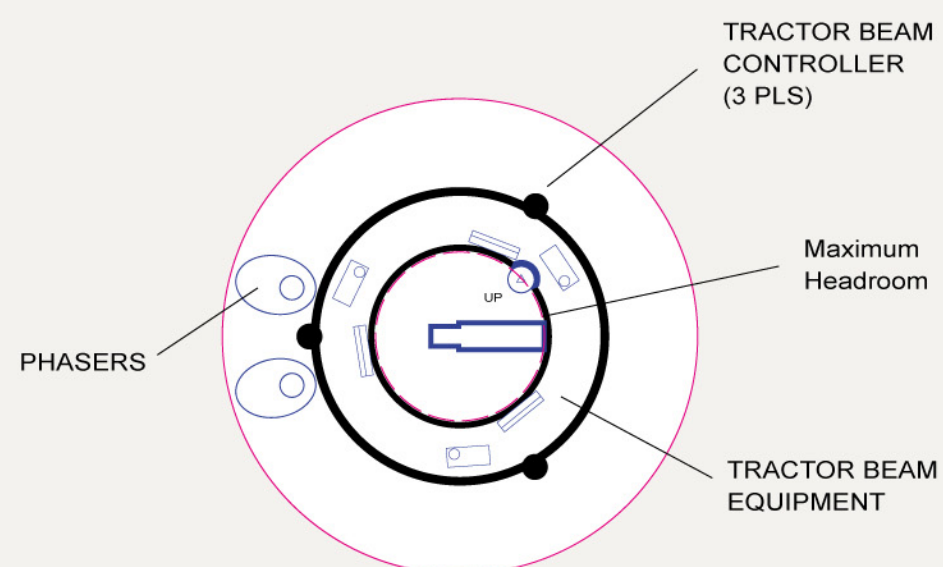
Engineering Monitoring Stations are located here.




DECK 10: PROBE LAUNCHERS / CARGO



DECK 10: DORSAL



DECK 11: PHASERS / TRACTOR BEAM



DECK 11: DORSAL